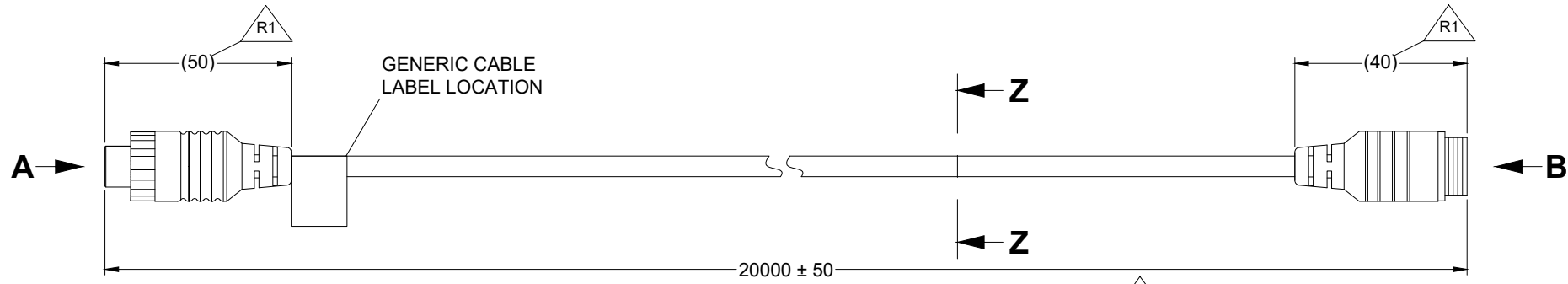
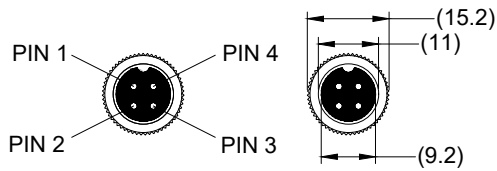


Revision Notes.				
R1- UPDATED TOLANCES AND SECTION Z-Z				
APA: KEN WONG	Drawn:R.TIMMS	Checked:A.KING	Approved:JN BATOUR	Date: 19.11.24



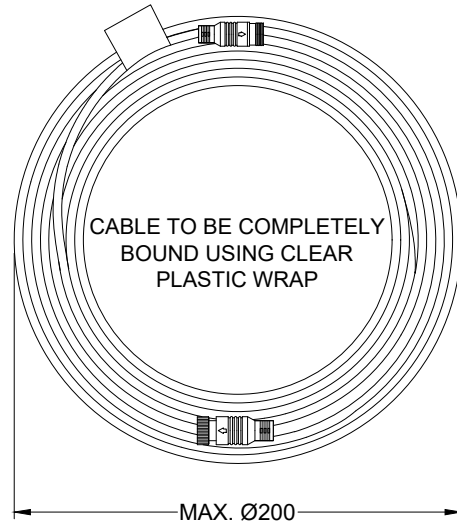
VIEW A



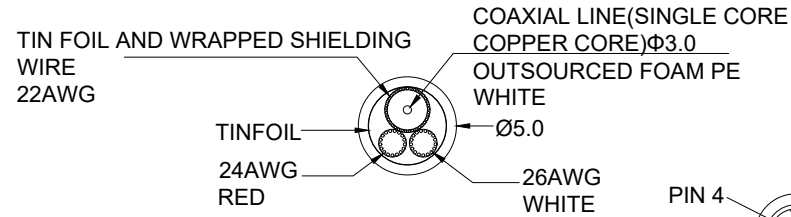
4 PIN FEMALE MATING FACE

PIN #	WIRE COLOUR	DESCRIPTION
1	RED	+12V
2	BLACK/SHIELD	GND
3	WHITE	N/A
4	YELLOW	VIDEO

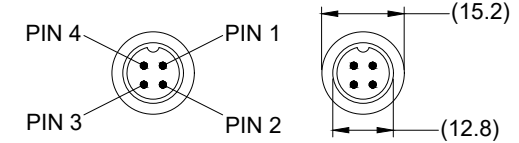
CABLE BINDING SPECIFICATION



SECTION Z-Z



VIEW B



4 PIN MALE MATING FACE

PIN #	WIRE COLOUR	DESCRIPTION
1	RED	+12V
2	BLACK/SHIELD	GND
3	WHITE	N/A
4	YELLOW	VIDEO

NOTES:

- NOT RELEASED AS A SPARE PART.
- CABLES SHOULD BE ONE CONTINUOUS LENGTH BETWEEN CONNECTORS.
- FOR PRODUCT LABELS AND PACKAGING DETAILS REFER TO MASTER BOM.
- ANY CUSTOMER MODIFICATION OF THIS PRODUCT CAUSING SUBSEQUENT FAILURE IS NOT A LIABILITY OF BRIGADE ELECTRONICS PLC.

PROPRIETARY NOTICE

THIS DESIGN AND TECHNICAL INFORMATION APPEARING ON THIS DRAWING IS THE PROPERTY OF BRIGADE ELECTRONICS, AND IS DISCLOSED IN CONFIDENCE. IT IS NOT TO BE COPIED, REPRODUCED, REVEALED TO OR EXPROPRIATED BY OTHERS, EITHER IN WHOLE OR IN PART WITHOUT THE EXPRESS WRITTEN CONSENT OF BRIGADE ELECTRONICS.

**BRIGADE**  
www.brigade-electronics.com

Assembly Pl Approval KEN WONG	Approved by JN BATOUR	Checked by AF	Drawn by R.TIMMS
Angle of Projection 	Units mm	Scale N/A	Released 26/06/24
Status RELEASED	Assembly Ref VBV-L4120		
Part No 7599	BE-004917-01-24		