
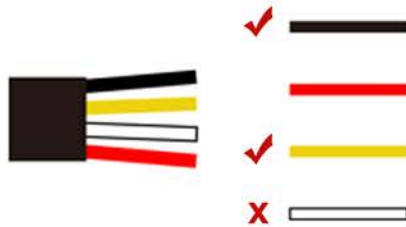




PART NO.: 1001-1570



AMBER POSITION LIGHT



The Red Position Light (White Wire) must not be connected to the Black Negative Wire, while the Amber Position Light is illuminate/connected.

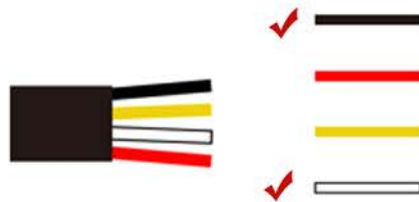
This lamp does not carry 'Reverse Polarity Protection' to do so it will remove the Red Position Light function.

Connect White Wire (Red Position Light) and Amber Wire (Amber Position Light) to 'Red Positive Wire' to activate the Amber Position Light.

The Amber Position Light takes priority over the Red Position Light



RED POSITION LIGHT



The Black Wire (Negative) can be connected to the Red Wire (Positive)
It won't work, but it won't cause any damage to the light.

Connect White Wire (Red Position Light) and the Black Wire (Negative) to activate the Red Position Light.